



We have collated a diverse range of lights shown over the next few pages. We have endeavoured to cover all possible requirements for the bathroom from floor to ceiling using the latest technologies available. Our priority has been to provide only the highest quality fully certified products that not only look beautiful but are competitively priced.

Guarantee - All light fittings (excluding lamps) are covered by a 5 year guarantee.

Bathroom Zoning

What is Bathroom Zoning?

Put simply, the bathroom area has been divided up into 'ZONES' or areas which are classified using the numbers 0-3. Light fittings are then assigned an 'IP RATING' which indicates how much protection they provide against ingress of water and other particles.

Each zone has a minimum IP requirement that must be met if a fitting is to be installed in this area.



ZONE 0 Inside the bath or shower. Any fittings used here must be SELV (max. 12V) and have a minimum rating of IPX7 (protected against immersion in water)

ZONE 1 Above the bath or shower to a height of 2.25m. A minimum rating of IPX4 is required *(see note 1)

ZONE 2 The area stretching to 0.6m outside the bath or shower and above the bath or shower if over 2.25m. An IP rating of at least IPX4 is required *(see note 1)

ZONE 3 Anywhere outside zones 0, 1 & 2. Where water jets are not to be used for cleaning purposes, the general rules of BS7671 apply *(see note 1)

NOTES

- 1 In zones 1, 2 & 3, if there's a likelihood of water jets being used for cleaning purposes, a min. of IPX5 is required.
- 2 In zones 1 and 2, SELV or 240V luminaires may be used (subject to IP rating) 240V luminaires must be protected by a 30MA RCD if installed in Zone 1.
- 3 There is no requirement for luminaires to be protected against particles or solid objects, e.g. IPX4.
- 4 The above information is intended as a guide only. For detailed information, refer to the I.E.E. Wiring regulations (BS 7671: 2001 Section 601).



ZONE

0



IP67 RECOMMENDED

ZONE

1



IP65 RECOMMENDED

ZONE

2



IP44 RECOMMENDED

ZONE

3



IP NOT ESSENTIAL

IP Ratings Explained

'IP' ('Ingress Protection') RATING

FIRST DIGIT

Protection against ingress of foreign bodies e.g. tools, dust, fingers, etc

SECOND DIGIT

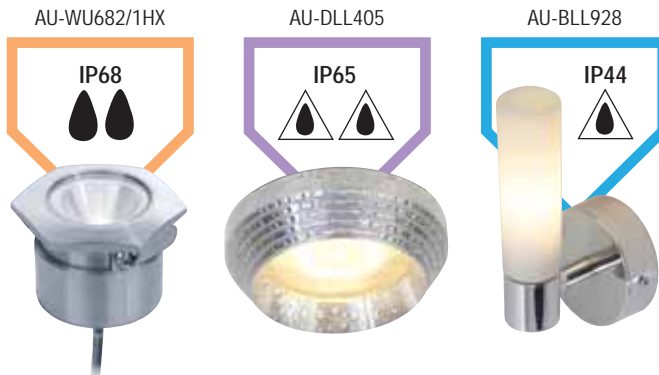
Protection against ingress of liquids i.e. IP44 is protection against solid objects greater than 1mm and water sprayed from all directions.

FOREIGN BODIES FIRST DIGIT	LIQUIDS SECOND DIGIT
0 No protection	0 No protection
1 Protected against solid objects greater than 50mm (e.g. accidental touch by hands)	1 Protection against vertically falling drops of water (e.g. condensation)
2 Protected against solid objects up to 12mm (e.g. fingers)	2 Protection against direct sprays of water up to 15 degrees from vertical
3 Protected against solid objects greater than 2.5mm (e.g. tools and wires)	3 Protection against direct sprays of water up to 60 degrees from vertical
4 Protected against solid objects greater than 1mm (e.g. small tools and wires)	4 Protection against water sprayed from all directions - limited ingress permitted
5 Protected against dust, limited ingress (e.g. no harmful deposit)	5 Protected against low pressure jets of water from all directions - limited ingress permitted
6 Totally protected against dust	6 Protected against high pressure jets of water (use on ship deck) - limited ingress permitted
	7 Protected against the effects of immersion between 15cm and 1m
	8 Protected against long periods of immersion under pressure

Common IP Ratings

Although there are numerous combinations of IP ratings, the most common ones are illustrated below as recognised symbols - together with examples of popular products.

Throughout the bathroom range you will find each product clearly marked with its IP rating PLUS the highest zone in which it can be installed.





Showerlights

With a zone 1 rating these shower lights will ensure total reliability and will really add atmosphere to the smallest room in the house.



ZONE 1 Ref. **AU-LPL555**
inc. Lamp & dimmable transformer

Jet proof halogen square shower light pack, 12V MR16. Die-cast IP65 rated. Patented reflectors for optimum light output.

White **£55** Chrome **£59**

Cut-out \varnothing 72mm
Overall \varnothing 87x87mm
Recess depth 125mm



ZONE 1 Ref. **AU-DLL406**
excl. Lamp & dimmable transformer

12V MR16 die-cast aluminium IP65 fixed halogen down light.

Polished Aluminium **£26**

Cut-out \varnothing 72mm
Overall \varnothing 85mm
Recess depth 130mm

Ref. **AU-E60** Dimmable Transformer **£16**

Ref. **AU-M258/50** Halogen 50w Lamp **£2**



ZONE 1 Ref. **AU-LPB993**
(IP65 Fire Light)
inc. Lamp & dimmable transformer
12V MR16 Aluminium IP65 fixed acoustic rated fire protection halogen lighting pack.

White **£65** Chrome **£71**

Cut-out \varnothing 72mm
Overall \varnothing 86mm
Recess depth 155mm

Downlights

Our downlight collection has been chosen to match our showerlight collection. They are non-IP rated and can only be fixed in non-splash areas.



Ref. **AU-LPL552**
inc. Lamp & dimmable transformer

Square adjustable halogen downlighting pack.

Patented reflectors for optimum light output.

White **£39** Chrome **£41**

Cut-out \varnothing 85mm
Overall \varnothing 95x95mm
Recess depth 105mm
Horizontal adjustment 30°

Glass Downlights

These very neat glass downlights will really add a sparkle to your bathroom.



ZONE
2

Ref. AU-DLG679FW

inc. 35W G6 Lamp
excl. Dimmable transformer

12V G6 frosted glass halogen downlight with chrome base.

Frosted White £13

Cut-out \varnothing 69mm
Overall \varnothing 80x80mm
Recess depth 45mm

Ref. AU-E60

Dimmable Transformer £16



AURORA®

Lighting



ZONE
3

Ref. AU-DLG677FW

excl. Lamp & dimmable transformer

12V MR16 frosted glass downlight.

Frosted White £13


Cut-out \varnothing 76mm
Overall \varnothing 99mm
Recess depth 70mm

Ref. AU-M258/50

Halogen 50w Lamp £2

Ref. AU-E60

Dimmable Transformer £16



ZONE
3

Ref. AU-DLG680W

inc. 20W G4 Lamp
excl. Dimmable transformer

12V G4 Glass fixed halogen downlight with chrome base.

Frosted White £35

Cut-out \varnothing 50mm
Overall \varnothing 130x130mm
Recess depth 45mm

Ref. AU-E60

Dimmable Transformer £16



ZONE
1

Ref. AU-DLL885

excl. Lamp & dimmable transformer

Jet proof halogen shower light 12V MR16 die-cast IP65 rated.

Low profile - White finish can be painted to blend in with existing ceiling colours. NB the recessed lamp can be adjusted by 12°.

White £32 Chrome £40

Cut-out \varnothing 72mm
Overall \varnothing 86x86mm
Recess depth 130mm

Ref. AU-E60 Dimmable Transformer £16

Ref. AU-M258/50 Halogen 50w Lamp £2



ZONE
1

Ref. AU-DLL785

excl. Lamp & dimmable transformer

Jet proof halogen shower light 12V MR16 IP65 rated.

Low profile - White finish can be painted to blend in with existing ceiling colours. NB the recessed lamp is adjustable by 12°.

White £32 Chrome £40

Cut-out \varnothing 72mm
Overall \varnothing 86mm
Recess depth 130mm

Ref. AU-E60 Dimmable Transformer £16

Ref. AU-M258/50 Halogen 50w Lamp £2



Ref. AU-DLL884

excl. Lamp & dimmable transformer

Adjustable square downlight 12V MR16 Non-IP65. White finish can be painted to blend in with existing ceiling colours.

NB the recessed lamp is adjustable by 12°

White £18 Chrome £20

Cut-out \varnothing 72mm
Overall \varnothing 86x86mm
Recess depth 130mm

Ref. AU-E60 Dimmable Transformer £16

Ref. AU-M258/50 Halogen 50w Lamp £2



Ref. AU-DLL784

excl. Lamp & dimmable transformer

Adjustable round downlight 12V MR16. White finish can be painted to blend in with existing ceiling colours.

NB the recessed lamp is adjustable by 12°.

White £18 Chrome £20

Cut-out \varnothing 72mm
Overall \varnothing 86mm
Recess depth 130mm

Ref. AU-E60 Dimmable Transformer £16

Ref. AU-M258/50 Halogen 50w Lamp £2

Glass Wall Lights

These crystal glass wall lights can be fitted anywhere within the bathroom even in the shower. Integrated LED driver - no separate controller required. Polished chrome trim panel, suitable for wall or ceiling mounting.



ZONE

1

Ref. AU-WLD04W

LED mains voltage round crystal glass light with 25 LED's

White Light £101

Cut-out \varnothing 112mm
Overall \varnothing 120mm
Recess depth 60mm
Projection 30mm



ZONE

1

Ref. AU-WLD02W

LED mains voltage rectangular crystal glass light with 35 LED's

White Light £174

Cut-out 222x122mm
Overall 240x140mm
Recess depth 55mm
Projection 25mm



Marker Lights

LED marker lights can be used to highlight steps and changes of level as well as adding atmosphere to your bathroom. The LED has such a cool operating temperature they can be safely used in confined spaces. Non-replaceable LED's with up to 30,000 hours life makes fittings ideal for inaccessible locations.





Walkover Lights

An exciting way to light and add atmosphere to the bathroom. Suitable for floor, wall or ceiling installation. Non-replaceable LED life of up to 30,000 hours with a total power consumption of 3.6W for highly efficient operation.



ZONE
1

Ref. AU-WU691/35PC

LED low voltage light
IP68 rated suitable for
exterior, bathroom and
shower.

Aluminium £58

Cut-out ϕ 52mm
Overall ϕ 63mm
Recess depth 90mm


Use LED controller **AU-LED16T** £26



Ref. AU-LED/MR11

MR11 1W LED Lamp
White £14

(for use with AU-WU681/35)



ZONE
2

Ref. AU-BRK100

LED mains voltage brick
light IP67 rated suitable
for exterior and bathroom.
Integrated LED controller
- no separate controller
required.

Slip resistant surface.

White Light £182

Length 200mm
Width 100mm
Height 67mm



ZONE
1

Ref. AU-LEDWU651


Round LED marker light IP65
Polycarbonate (jet proof) rated
four chip low voltage.

Not suitable for mounting in
solid walls.

Chrome £24

Cut-out ϕ 35mm
Overall ϕ 40x40mm
Recess depth 50mm

Use LED controller **AU-LED16T** £26



LED Controller



ZONE
0

Ref. AU-WU6821R

Round LED marker light IP68
Polycarbonate (submersible to
a depth of 2m) 1W single chip,
fixed low voltage.

Stainless Steel £69

Cut-out ϕ 26mm
Overall ϕ 30mm
Recess depth 23mm

Use LED controller **AU-LED09T** £24

AURORA®

Lighting



ZONE

3

Ref. AU-BLL822

Halogen crescent shaped wall light (can be fitted vertically or horizontally)

Chrome £113

Length 490mm

Width 80mm

Height 160mm

Wall Lighting

Features

- IP44 (splash proof) rated see pages 122-123 for details.
- Mains voltage wall lights - for bathroom use.



ZONE

2

Ref. AU-BLL827

Flourescent wall light

Chrome £67

Height 300mm



ZONE
2

Ref. AU-BLL914 (Splash Proof)

Mirrored Wall Light
G4 IP44 rated

£101

Length 502mm

Width 88mm

Recess Depth 25mm

Cut-out 445 x 65mm

Ref. AU-E60

Electronic
Transformer
(for use with
AU-BLL914)

£16



ZONE
2

Ref. AU-BLL916
Halogen Frosted Glass
wall light with pull-cord
Chrome £52

Height 110mm
Base ø 73mm
Glass ø 75mm
Projection 110mm



ZONE
2

Ref. AU-BLL915
Halogen Frosted Glass
wall light with pull-cord
Chrome £40

Height 130mm
Base ø 73mm
Glass ø 33mm
Projection 85mm



ZONE
2

Ref. AU-BLL917
Halogen Frosted Glass
wall light with pull-cord
Chrome £52

Height 135mm
Base ø 73mm
Glass ø 70mm
Projection 100mm



ZONE
3

Ref. AU-BLL826
Flourescent wall light
(can be fitted vertically or
horizontally)
Chrome £117

Length 600mm
Width 60mm
Height 95mm



AURORA®

Lighting